



<p>Advanced Financial Reports extension for Adempiere ERP</p> <p>Installation Guide</p>	<p>Project Developed by</p>  <p>Soluciones Inteligentes para e-business</p> <p>Author: Pedro Rozo. Senior Integration Architect SCEA - MBA - March/ 2012</p>	<p>Project Sponsored by</p>  <p>http://www.xpluk.com</p>
---	--	--

1. Login as System
2. In table "PA_ReportLine", add the Fields:
 - smj_HierarchyLevel, Integer Reference of 1 - "Tab Level"/"Nivel de Tabulador"
 - smj_ReportLine, List Reference of 2, using Reference Key "PA_Report smj_ReportLine" - "Report Line"/"Línea de Reporte"
 - smj_FixedPercentage, Integer Reference of 2 - "Fixed Percentage / Porcentaje Fijo" (Default Logic 0)

NOTE: You must remember sync all columns to add columns in data base
3. Reference Key "PA_Report smj_ReportLine"
 - Reference



Compañía* Organización*
 Nombres*
 Descripción
 Ayuda
 Activo
 Tipo de Entidad*
 Tipo de Validación
 Formato del Valor
 Ordenar por Código

- List Validation.

Data: D- Underlined Descriptions/Descripción Subrayada, L-Line/Línea, T-Centered Title/Título Centrado, S - Blank Line/Línea en Blanco, X-Total Line/Línea de Total, Z - Doble Line for Total / Línea Doble para Total

Compañía* Organización*
 Referencia*
 Código
 Nombres*
 Descripción
 Activo
 Tipo de Entidad*
 Válido Desde
 Válido Hasta



4. In table "PA_ReportLine", modify the field list "LineType" (PA_Report LineType), add the options:

<p>Advanced Financial Reports extension for Adempiere ERP</p> <p>Installation Guide</p>	<p>Project Developed by</p>  <p>Smart^{JSP} Soluciones Inteligentes para e-business</p> <p>Author: Pedro Rozo. Senior Integration Architect SCEA - MBA - March/ 2012</p>	<p>Project Sponsored by</p>  <p>http://www.xpluk.com</p>
---	---	---

- H – Tabbed Text / Texto Tabulado
 - L - Customized Line / Línea Personalizada
5. In table "T_Report" add the fields
 - smj_HierarchyLevel, Integer Reference of 1
 - smj_ReportLine, String Reference of 2
 - smj_FixedPercentage, Integer Reference of 2 (Default logic 0)

NOTE: You must remember sync all columns to add columns in data base.
 6. In Window "Report Line Set", Tab "Report Line" add created fields in the table, click the Button "Create Fields" and then in field tab set "Display Logic".
 - Field: Hierarchy Level → @LineType@=H
 - Field: Report Line → @LineType@=L
 - Field: Fixed Percentage → @CalculationType@=P
 7. In table "PA_Report", add the fields:
 - smj_prePeriodName, String Reference of 20 - "Prefix Text for Period / Texto de Prefijo para Periodo"
 - smj_posPeriodName, String Reference of 20 - "Suffix Text for Period / Texto de Sufijo para Periodo"

NOTE: You must remember sync all columns to add columns in data base.
 8. In Window "Financial Report", Tab "Financial Report", add created fields in the table "smj_prePeriodName" y "smj_posPeriodName" and then locate after "List Sources" field, finally the column "smj_posPeriodName" set "Same Line" option as true.
 9. In Window "Report & Process / Informe y proceso" update classname from "FinReport" to "com.smj.process.SmjReport"
 10. Run Process "Synchronize Terminology" and "Cache Reset"
 11. Download Adempiere Service
 12. Copy Packages in:
 - Adempiere/zkpackages/SMJReport/lib/zkpackages_SMJReport.jar
 - Adempiere/packages/SMJReport/lib/packages_SMJReport.jar

<p>Advanced Financial Reports extension for Adempiere ERP</p> <p>Installation Guide</p>	<p>Project Developed by</p>  <p>Smart^{JSP} Soluciones Inteligentes para e-business</p> <p>Author: Pedro Rozo. Senior Integration Architect SCEA - MBA - March/ 2012</p>	<p>Project Sponsored by</p>  <p>http://www.xpluk.com</p>
---	---	---

13. Run `"/RUN_silentsetup.sh"`

14. Upload Adempiere Service

15. Verify that the additional graphic options are installed in financial report and they work well.

Who we are: SmartJSP S.A.S.

IT integrators for enterprise ready open source products and platforms using service oriented architecture(SOA) and Java enterprise technology. We deliver solutions for distributed environments applying agile practices and open standards. Experts with: Integration, Technical Architecture, Virtual Training, Agile multi-platform development, Open Source Infrastructure and middle-ware .

A Canadian and Colombian company with successful projects delivered for: Panamá, U.S.A, Spain, Canada and Colombia We have been implementing and customizing Adempiere ERP and SmartPOS for different customers such as: cell resellers, restaurants, health and oil industries in the last year and a half. As Adempiere citizens we are also contributing with different topics such as: eclipse project templates, Panama localization, SmartPOS integration and soon advanced financial reporting. More info about our services : <http://www.smartjsp.com>